




# Video Tutorial

## How to connect the motor to programming box or to PLC

		
<b>Video</b>	<b>Video</b>	<b>Video</b>
Connettori e cavi (ITALIANO)	Connectors and cables (ENGLISH)	Steckverbinder und Kabel (DEUTSCH)

## An overview of the NiLAB Starter software architecture

		
<b>Video</b>	<b>Video</b>	<b>Video</b>
Descrizione Interfaccia (ITALIANO)	Interface Tour (ENGLISH)	Interface-Beschreibung (DEUTSCH)

## How to use the Motion Controller inside NiLAB Starter

		
<b>Video</b>	<b>Video</b>	<b>Video</b>
Motion controller (ITALIANO)	Motion Controller (ENGLISH)	Motion Controller (DEUTSCH)

## How to use the Oscilloscope inside NiLAB Starter

		
<b>Video</b>	<b>Video</b>	<b>Video</b>
Oscilloscopio (ITALIANO)	Oscilloscope (ENGLISH)	Oscilloskop (DEUTSCH)

## How to tune the motor using NiLAB Starter

		
<b>Video</b>	<b>Video</b>	<b>Video</b>
Taratura (ITALIANO)	Tuning (ENGLISH)	Tuning (DEUTSCH)

From:  
<https://www.nilab.at/dokuwiki/> - **NiLAB GmbH**  
**Knowledgebase**

Permanent link:  
[https://www.nilab.at/dokuwiki/doku.php?id=nilab\\_starter:video\\_tutorial](https://www.nilab.at/dokuwiki/doku.php?id=nilab_starter:video_tutorial)

Last update: **2026/01/29 07:45**

