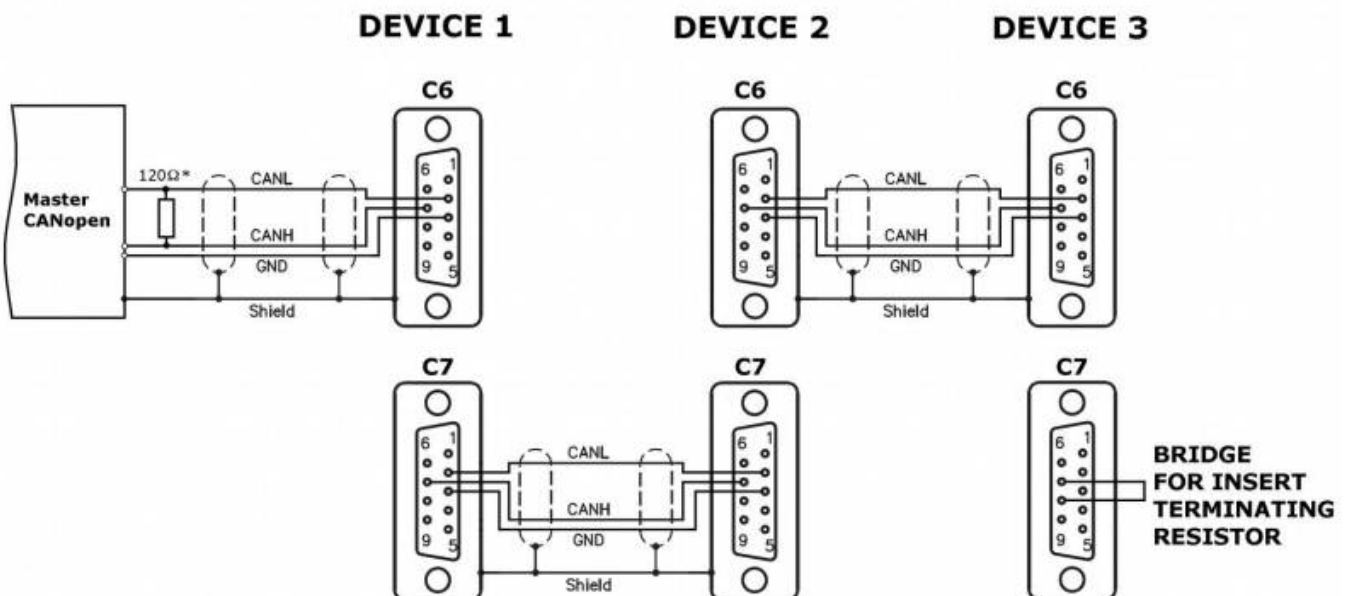


# CANopen interface

The D-SUB C6/C7 connectors are used for CANopen connection. The default baud rate is 500Kbps, the maximum acceptable value is 1Mbps.

The CANopen GND is galvanically isolated from zero signals inside the card. The cable used to connect CANopen must be shielded. The shield must be connected to the ground network, for this purpose the C6/C7 connector is metallic and is connected to PE.

C6/C7 CONNECTORS		
PIN	NAME	DESCRIPTION
1	-	-
2	CANL	CAN_Low
3	CAN_GND	CAN-GND
4	-	-
5	-	-
6	-	-
7	CANH	CAN-Hight
8	TERMINATION	Connect with a jumper, this pin to pin 7 by inserting a 120 $\Omega$ terminating resistor
9	-	-



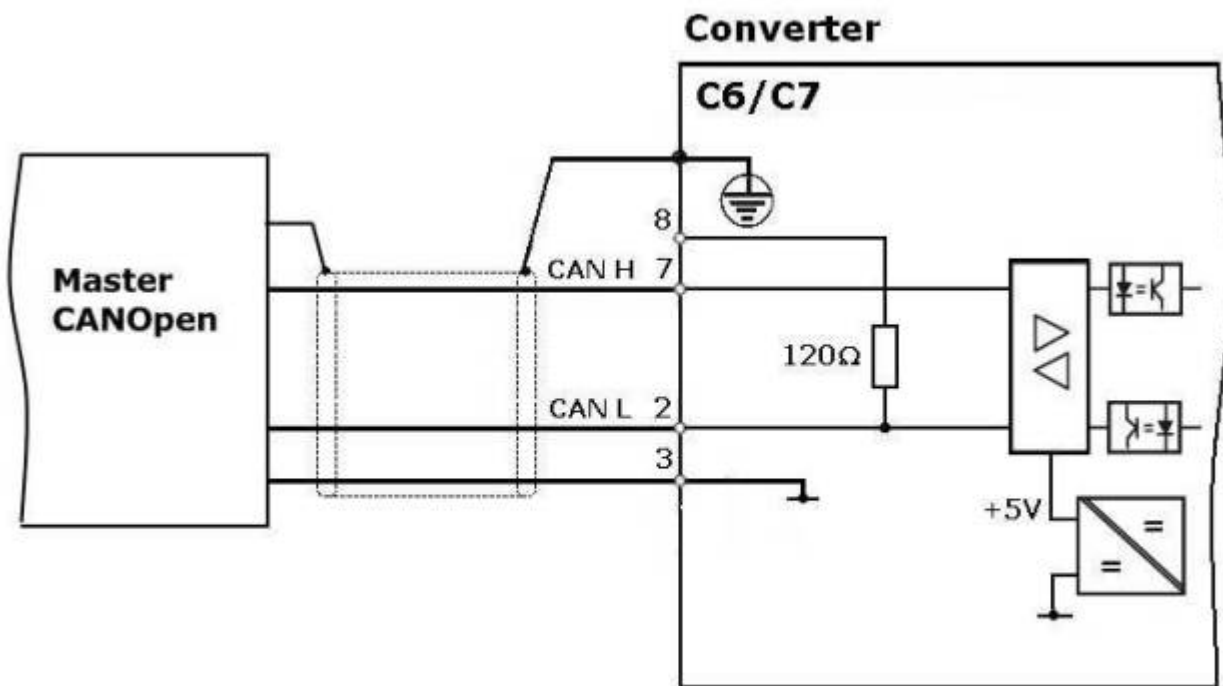
## Connections example

The connection CANOpen must be made with a pair of shielded cables having the following characteristics:

- Characteristic impedance of  $100\Omega \leq Z \leq 120\Omega$
- Exercise capacity  $\leq 60\text{pF} / \text{m}$ .

You can insert a 120  $\Omega$  termination resistance by a jumper between pin 8 with and pin 7 in either C6 or

C7 connectors.

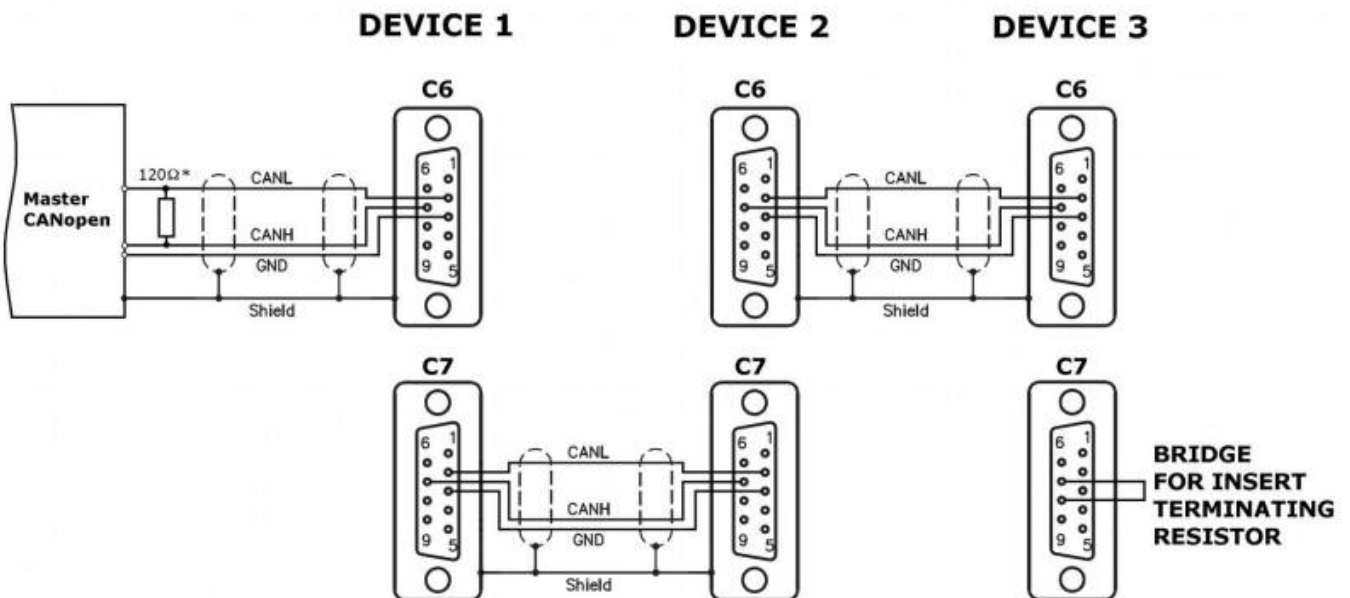


## Connection example with 3 devices

Here's an example of connecting a CANopen master with 3 devices.

For electromagnetic compatibility reasons of the case of Sub D connector must have these characteristics:

- Metallic body or covered in metal body
- Possibility of connecting the cable shield directly to the metal body of the conductor by means of a secure and spacious connection.



From:

<https://www.nilab.at/dokuwiki/> - NiLAB GmbH  
Knowledgebase

Permanent link:

[https://www.nilab.at/dokuwiki/doku.php?id=mbd\\_servo\\_drive:canopen\\_interface](https://www.nilab.at/dokuwiki/doku.php?id=mbd_servo_drive:canopen_interface)

Last update: 2023/09/21 07:16

