



Maintenance of antirotation mechanics

Dismounting the slider using the screws on the frontal flange



Slide out the slider






Cleaning the slider with stainless steel cleaning agents



Cleaning the plastic bearing on motor rear and frontal flange

Note: Please check that there is no contamination inside the motor looking in the motor hole. If there is contamination please remove using compressed air into the motor.







Slide in the slider



Fix again the frontal flange using the screws



Lubricate the blocks of the linear guide



Please follow the lubrication interval, procedure and lubricant type suggested by the manufacturer of the linear guides considering the application conditions.

Hiwin linear guides: <https://www.hiwin.com/>

Won linear guides: <http://www.wonst.co.kr>

NB linear guides: <https://www.nbeurope.com>

From:
<https://www.nilab.at/dokuwiki/> - **NiLAB GmbH**
Knowledgebase

Permanent link:
https://www.nilab.at/dokuwiki/doku.php?id=green_drive_motors:antirotation_maintenance

Last update: **2023/09/21 07:15**

