

Serial communication

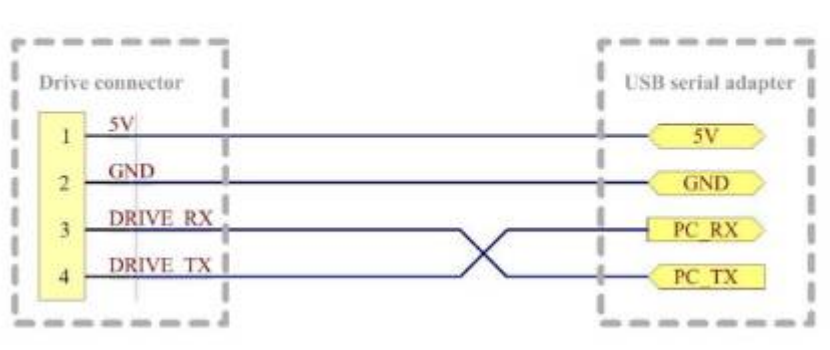
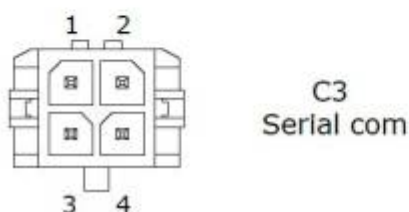
The communication connector consists in a 4 pin connector with a serial UART,
Note that you need a communication cable with USB to UART with 3.3V level.

this connector must be connected with a proprietary board that has the following functions:


- grant a communication with a PC by USB
- gateway from drive to Wi-Fi
- upgrade drive firmware by pen drive

Serial communication connections

SERIAL COM CONNECTOR		
PIN	PIN	DESCRIZIONE
1	5V	Otput supply 5V@200mA
2	GND	Ground
3	RX	Rx signal of communication
4	TX	Tx signal of communication (from MCU)



Port	Ordering Code	Brand	Description
C3	43025-0400	Molex	4 poles male, for serial communication (Receptacle Housing)
-	TTL-232R-3V3-WE	NiLAB	UART/TTL3V3 Converter.



From:

<https://www.nilab.at/dokuwiki/> - **NiLAB GmbH**
Knowledgebase

Permanent link:

https://www.nilab.at/dokuwiki/doku.php?id=epulse50_dc_servodrive:serial_com

Last update: **2023/11/13 10:56**

